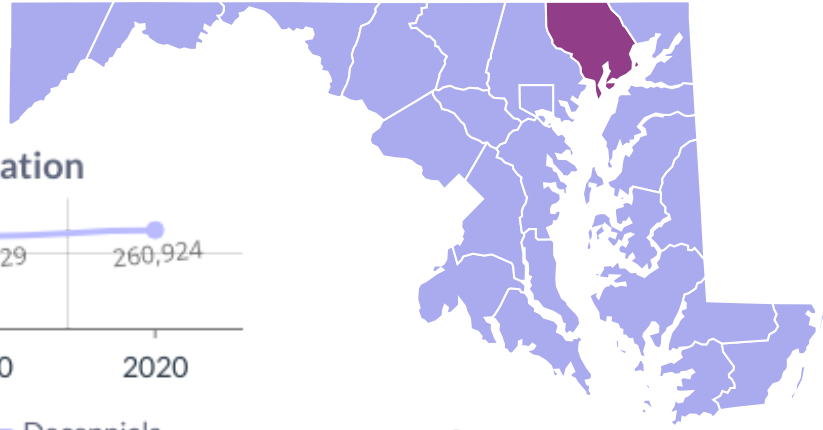
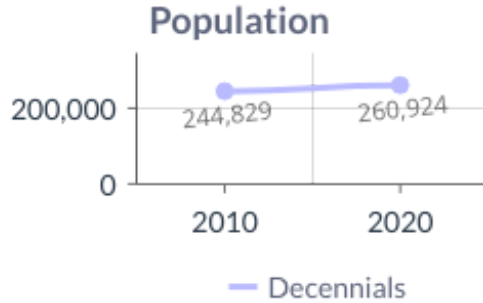


2010-2020 Harford County, Maryland Demographics and Housing Characteristics

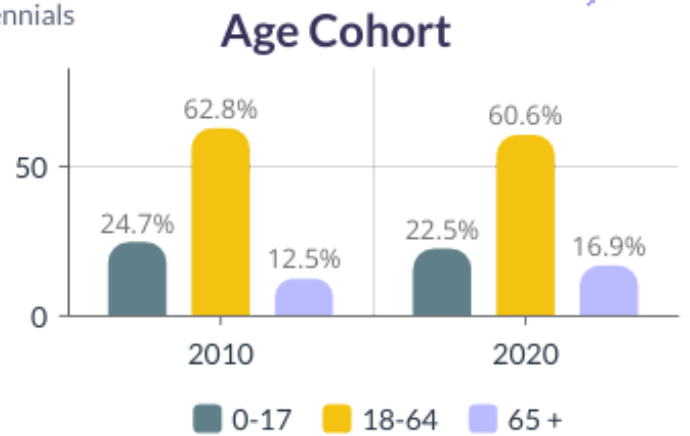
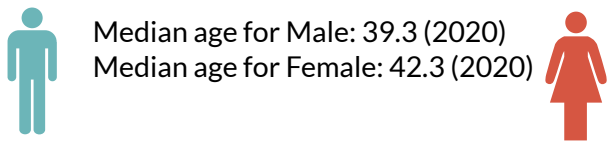
OVER THE PAST DECADE Harford County added **16,098 residents** (2010-2020)

6.6%
GROWTH IN POPULATION

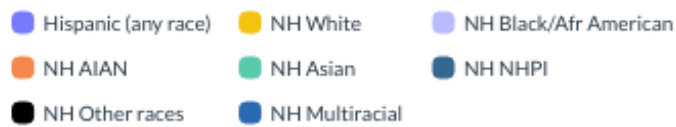
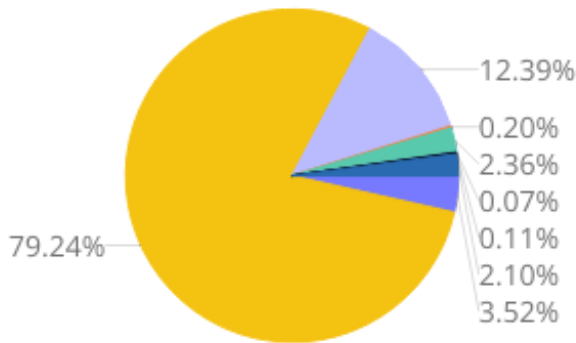


Age and Race

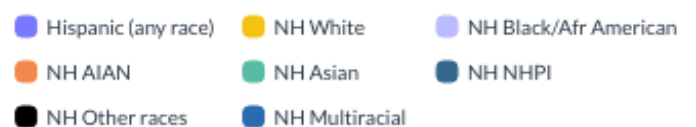
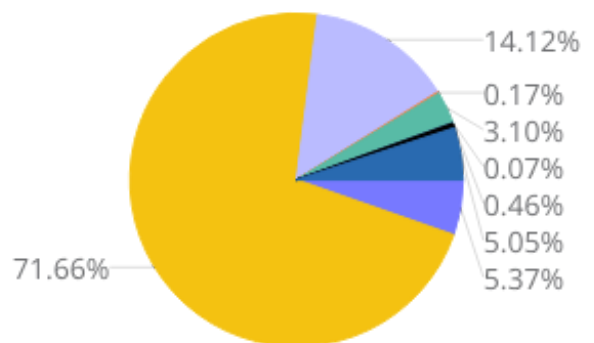
Harford County's median age is 40.8 years (2020) compared to 39.4 years (2010)



2010 Race & Ethnicity

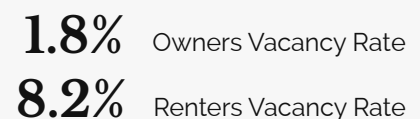
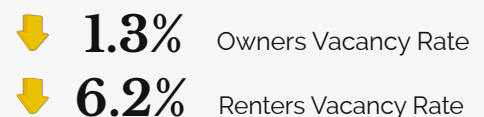


2020 Race & Ethnicity



NH (Non Hispanic) | AIAN (American Indian and Alaska Native) | NHPI (Native Hawaiian and Other Pacific Islander)

Housing Tenure



Maryland
DEPARTMENT OF PLANNING

Source: U.S. Census Bureau, Census 2010/2020

Prepared by Maryland Department of Planning, | Projection & State Data Center
301 W. Preston Street, Suite 1101, Baltimore, MD 21201

CONTACT US

Projection and State Data Center
410.767.4500
www.planning.maryland.gov/msdc