

# PlanHoward Academy



# PlanHoward Academy

Conception



Design Process

Making It Happen

Extending the Lesson



# Conception


- Engaged Citizenry
- Identified Need
- Zoning Code Assessment
- Administration Goals – Transparency



# Design



- **National Search**
- **Collected factors of success**
- **RFQ for public engagement firm**
- **Developed Goals and Objectives**
  - ✓ **Increased transparency**
  - ✓ **Build relationships**
  - ✓ **Adult education model**
  - ✓ **Planning ambassadors**



CITIZEN'S PLANNING ACADEMY



The Citizen's Planning Academy is an eleven-class course designed to educate and engage residents, business and community leaders in the City's planning process and how planning shapes our community. The course objective is to assist participants in becoming more effective and informed advocates in future City of Sacramento planning efforts, and to encourage positive engagement in the planning process.



# Design



- **Small class equals increased engagement**
- **Focus on Planning systems/procedures**
- **Start with County Growth Policy/PlanHoward**
- **Emphasis on citizen impact/role**
- **Four classes, 2 hours**
- **Include homework, discussion, class exercises**
- **Robust evaluation**



# Design



<p><b>8:44pm</b></p>	<p><b>Exercise Debrief</b></p> <ul style="list-style-type: none"><li>- How did your team prioritize the elements?</li><li>- Were decisions difficult to make or were they straightforward?</li><li>- What are the potential implications for this development re: how you prioritized the elements?</li><li>- What other types of information would be useful for this exercise?</li></ul>	<p>PEA leads; Randy and Jeff be ready to respond</p>
<p><b>8:52pm</b></p>	<p><b>Explain Homework Assignment for Session 2</b></p> <ul style="list-style-type: none"><li>- <b>Designated Place Types assignment:</b> PlanHoward 2030 designates areas of the county into the following categories: growth and revitalization, established community, low density development, and rural resource. Using Howard County's online interactive map, find out what place type applies to your home address. Explore the other attributes you can add to the map.</li><li>- <b>My Neighborhood assignment:</b> Find the zoning of your home address. Use the zoning code to find out what conditional uses are also allowed in your zone.</li></ul>	<p>Led by Randy</p>



# Design

## Proposed Towson Point Zoning, Design and Development Concept

### Zoning

CEF-R (Community Enhancement Floating – Residential) District

### Design Elements

- Towson House as focal point
- Streets provide framework
- Building orientations reinforce public spaces
- Compactness and low-impact development
- Pedestrian-oriented community
- Environmental preservation

### Development Concept

- 6 Single Family Detached
- 22 Apartments (Studio Flats)
- 62 Townhomes
- Towson House as community center

Total: 90 units



### Proposed Enhancements

- Improve public roads with curb and gutter and sidewalk beyond the site to signaled intersection
- Extend pathway to connect with surrounding community paths
- Restoration of historic Towson House and future use as a community center
- Passive recreation space for public use with sidewalk connections to surrounding neighborhoods
- Install community designed playground in off-site park



# Design

## Table Facilitator Guide – Draft 9/25 PlanHoward Academy: Session #1

### LOGISTICS

**Wednesday, September 27, 2017**

**7 pm-9 pm**

**Doors open to participants at 6:30 pm**

**Sessions will be held in Room 107 of the Science Engineering Technology Building at Howard Community College.**

- ◆ **Arrive on Time:** Facilitator Check-in begins at **6:00pm**.
- ◆ **Parking:** Click [here](#) to view the campus map. Parking is available in Lots B and C. Please park in the rear of the campus (the westernmost entrance, then straight back, behind historic church)
- ◆ **If you will be late:** Please contact us as soon as possible by calling Randy Clay at **(410)491-0022**
- ◆ **Dress:** Business casual

### PEOPLE THAT SUPPORT YOU DIRECTLY

- ◆ **Lead Facilitator:** Steve Brigham will guide the program. Be prepared for changes in the program and always follow his guidance.
- ◆ **Floor Manager:** Randy Clay will be managing logistics throughout the room, supports area facilitators, and interacts with the participants.
- ◆ **Area Facilitators** If you have questions about tasks, directions, group process, problems with participants, questions/challenges with the keypad polling, etc., please raise your hand.

### TABLE FACILITATOR ROLE

- ◆ **Being an Ambassador:** For a good part of the program, you will be the face of the workshop for the participants at your table. Be a good host – smile, be friendly, and help them with any needs.
- ◆ **Supporting Participants:** Your primary role is to help participants have a good and productive discussion. Make sure they understand the task and the information presented, and that everybody is participating.
- ◆ **Staying Neutral:** Your role does NOT include sharing your own opinion. Even though many of you probably have good ideas to share on today's discussions, today is your day to help others share their ideas.

### OTHER STUFF

- ◆ **Polling Keypads:** Facilitators should not use a polling keypad at any time. Only participants use polling keypads.
- ◆ **Technology:** At the end of the meeting, count and collect the keypads from your table.
- ◆ **Scheduled Breaks:** There are no scheduled breaks. Participants can take a break as needed, but encourage them to come right back to the table.
  - If you need to take a break, please notify your Area Facilitator. He will sit in at your table if needed.
  - Please avoid taking any breaks during table discussions if you can.
- ◆ **Evaluations:** Make sure everyone at your table completes their evaluation sheets. Get them to Randy.
- ◆ **Departure:** Once you have cleared your table and dropped off your table's material to Randy, you are free to go.

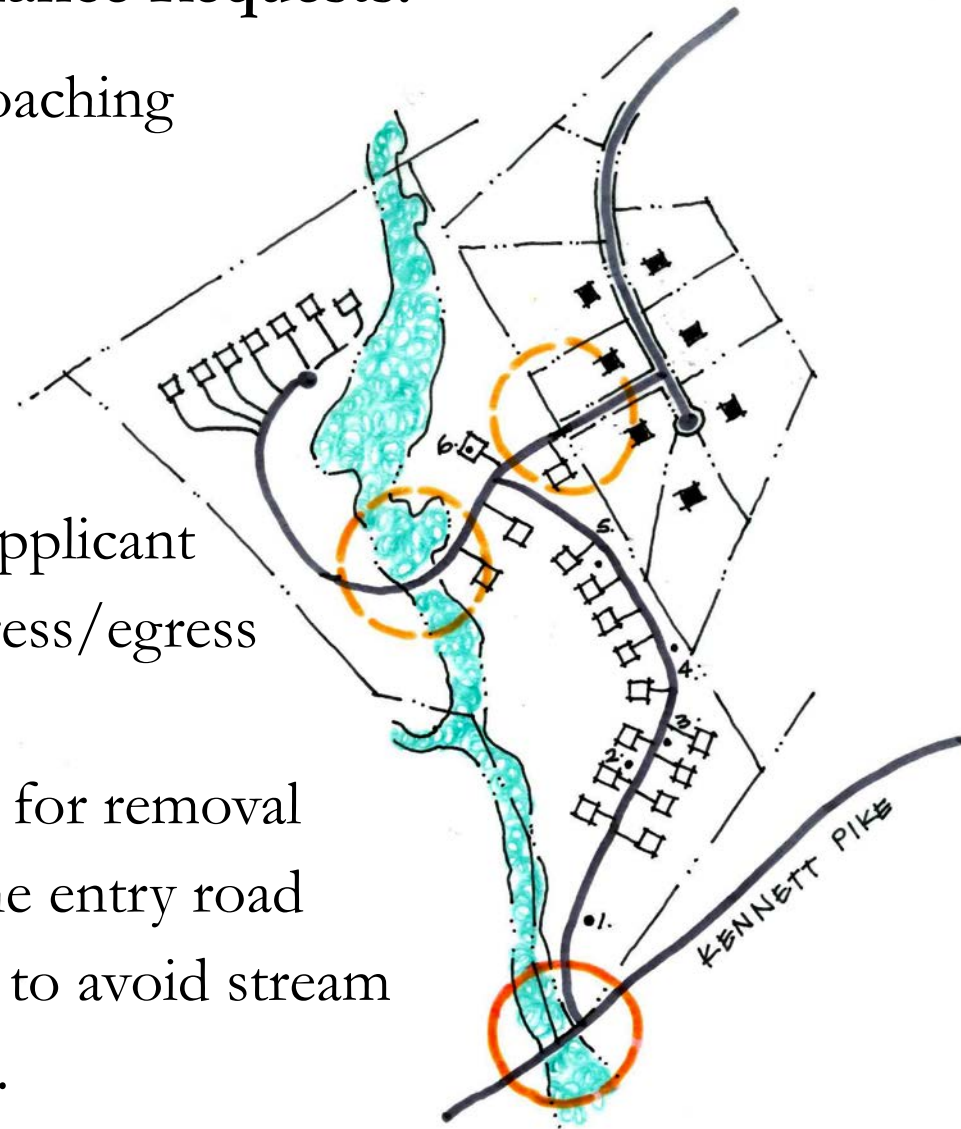




# Pike Place (Exercise)

## Four Possible Alternative Compliance Requests:

1. Access from Kennett Pike encroaching on the Coffee Run buffer.
2. Coffee Run stream crossing to reach 1/3 of parcel.
1. Following pre-submission community meeting input, the applicant requested the only point of ingress/egress to be off Kennett Pike.
2. Six (6) specimen tress requested for removal due to grading requirements. The entry road from Kennett Pike was set back to avoid stream buffer and forested steep slopes.



# Opportunities for Public Input

## Accessing Project Information:

1. Come to the DPZ Customer Service Counter Monday through Thursday between 8:00 am – 5:00 pm and Friday 8:00 am – 3:00 pm.
2. Ask the Planner of the Day by calling 410-313-2350. The project manager will be located and they will likely be able to send you a PDF of plan sheets that you are most interested in by email.
3. Contact our Research Division and ask to be given a user name and access to the project in ProjectDox. Please note you will only be able to access the plans, exhibits and reports, and NOT agency comments.



# Making It Happen



- **Application process**
- **Target size**
- **Class selection for balance**
- **Class materials**
- **Post class evaluation**



# Extending the Lesson


- **Short Term and Long Term improvements**
- **Post Academy Evaluation**
- **Next Steps**



# Extending the Lesson

#	WHAT WOULD YOU SAY TO THEM? PLEASE EXPLAIN.
1	Involvement is key to getting your needs heard
2	already have!
3	It was excellent and informative. Please attend to learn more about how zoning works and how you can participate in the decisions that are being made in your own county.
4	If they want to understand the changes they see around their neighborhood and the county as whole, this is an essential starting point for navigating planning, zoning, and development
5	If we want Howard County to continue to be a great place to live, the citizens need to be active, but we need to be informed in order to be active. This course gives a great background to help you act constructively.
6	Get involved. Participate in planning your community.
7	This is a great class to educate yourself on the planning & zoning process in the county. All Realtors should take this course.
8	Incredible opportunity to learn the ins and outs of zoning...no matter your current level of knowledge. If you care about development in Howard County, you will learn how to take part in the process and make your voice heard.
9	If you want to learn more about planning and zoning, about how Howard County's process works, and how you (as a resident) can give input on zoning and other plans - this is the place to come.

# Extending the Lesson



## Public Hearing Notice

Sign Code: P12

Name: Downtown Columbia - Crescent, Area  
3, Ph 1

Case No.: *SDP-17-027*

Category: *Planning Board*

Case Comments: *Multi-Use Apartment Building,  
Multi-Use Office Building, Parking Garage, 2  
Restaurants and Park*

Hearing Type: *Planning Board*

Hearing Date: *Nov 16 2017*

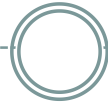
Hearing Time: *7:00 pm*

Decision: *In Process*

Staff Planner: *Jill Manion-farrar*



# Extending the Lesson



- **Additional notification and website improvements**
- **Presenting materials outside the classroom**
- **Future Academies**





---



# PlanHoward Academy

QUESTIONS?

