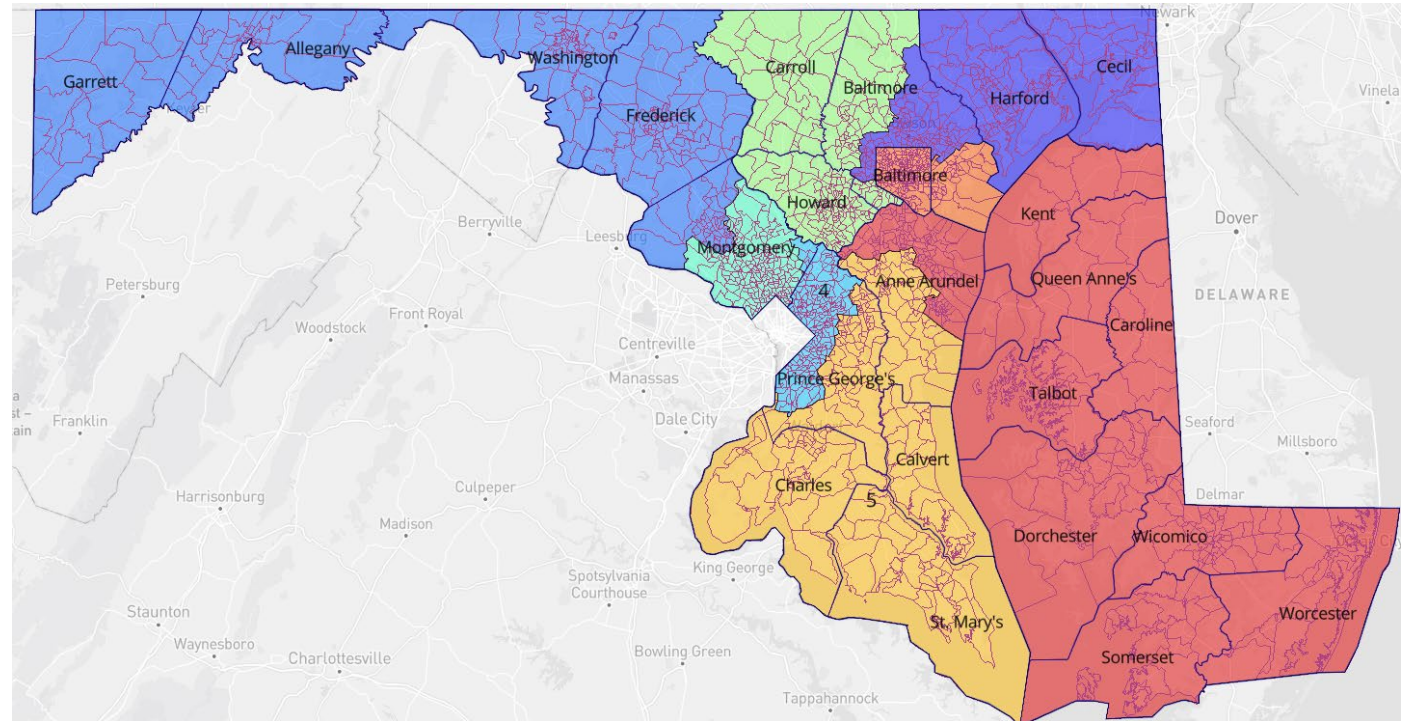


Map 8

Marion Stefan

This map was submitted with a direct link to davesredistricting.org

with attachments of the following images:

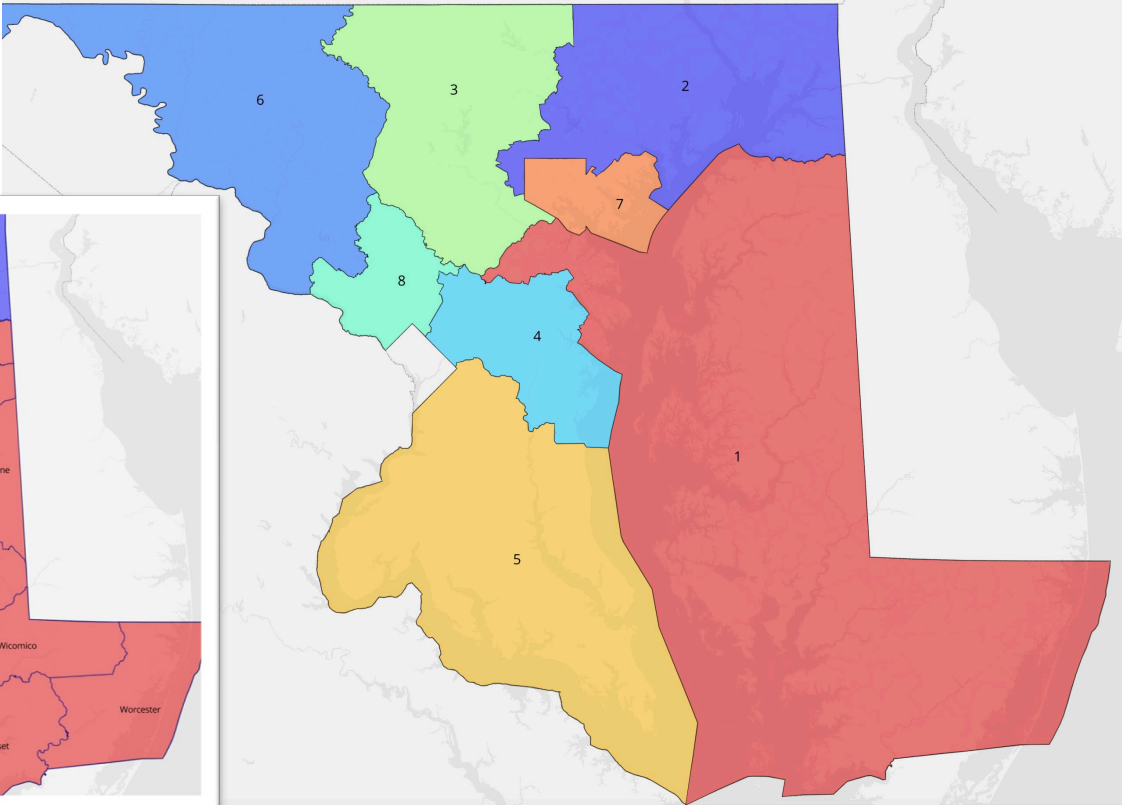
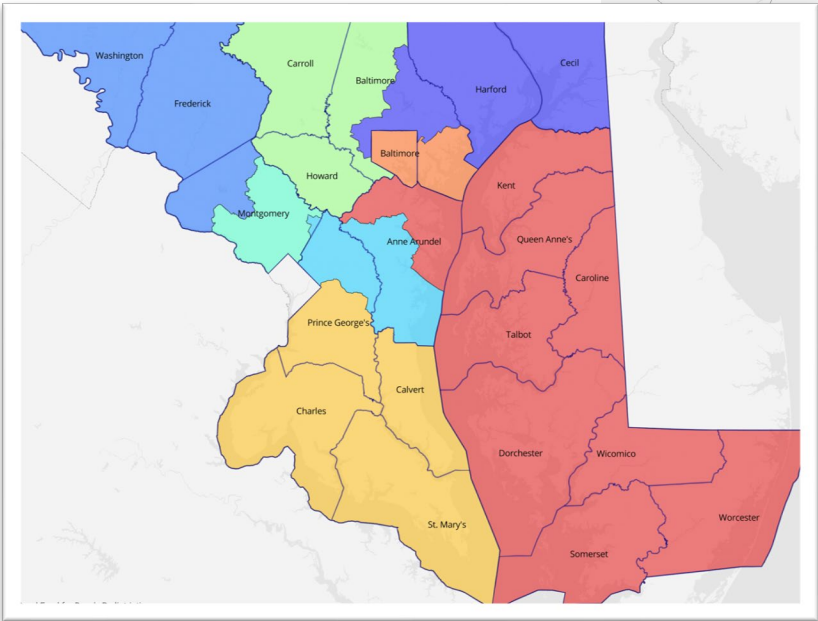


Population			Shapes		Partisan Lean			Demographics (VAP)					
ID	Total	+/-	⊞	▣	Dem	Rep	Oth	Total	White	Minority	Hispanic	Black	Asian
Un	0				0%	0%	0%	0	0%	0%	0%	0%	0%
1	771,499	-0.05%	✓	✓	48.76%	48.21%	3.03%	609,582	66.28%	33.72%	7.07%	20.82%	4.17%
2	772,220	0.04%	✓	✓	51.65%	45.16%	3.19%	602,538	65.25%	34.75%	4.78%	22.21%	6.18%
3	772,092	0.02%	✓	✓	59.54%	36.63%	3.82%	595,890	58.74%	41.26%	5.97%	22.16%	11.84%
4	771,925	0%	✓	✓	85%	11.77%	3.23%	599,171	12.31%	87.69%	21.96%	59.78%	6.41%
5	772,003	0.01%	✓	✓	63.95%	33.16%	2.89%	596,403	48.68%	51.32%	5.54%	40.48%	4.07%
6	771,926	0%	✓	✓	51.25%	45.51%	3.24%	600,128	63.57%	36.43%	11.63%	13.9%	9.44%
7	771,812	-0.01%	✓	✓	74.44%	22.42%	3.14%	611,741	37.18%	62.82%	6.98%	50.3%	4.54%
8	771,926	0%	✓	✓	76.01%	20.17%	3.82%	599,749	46.87%	53.13%	17.95%	18.24%	16.04%
	771,923	0.09%	✓	✓	62.62%	34.08%	3.3%	601,900	49.87%	50.13%	10.22%	31.01%	7.82%

Map 8-B

Marion Stefan

This map was submitted with a direct link to davesredistricting.org



Population			Shapes		Partisan Lean			Demographics (VAP)								DOWNLOAD
ID	Total	+/-	⌂	▣	Dem	Rep	Oth	Total	White	Minority	Hispanic	Black	Asian	Native	Pacific	
Un	0				0%	0%	0%	0	0%	0%	0%	0%	0%	0%	0%	
1	771,347	-0.07%	✓	✓	48.79%	48.18%	3.03%	609,598	66.31%	33.69%	7.07%	20.82%	4.15%	1.99%	0.18%	
2	771,945	0%	✓	✓	52.22%	44.69%	3.09%	602,665	64.69%	35.31%	4.73%	23.37%	5.64%	1.7%	0.14%	
3	772,367	0.06%	✓	✓	58.99%	37.08%	3.93%	595,763	59.3%	40.7%	6.02%	20.98%	12.39%	1.58%	0.14%	
4	771,869	-0.01%	✓	✓	73.77%	22.81%	3.42%	597,286	30%	70%	20.25%	42.69%	7%	2.5%	0.18%	
5	772,350	0.06%	✓	✓	70.8%	26.53%	2.67%	598,558	30.87%	69.13%	7.28%	57.67%	3.5%	2.19%	0.21%	
6	771,926	0%	✓	✓	51.25%	45.51%	3.24%	600,128	63.57%	36.43%	11.63%	13.9%	9.44%	1.97%	0.16%	
7	771,812	-0.01%	✓	✓	74.44%	22.42%	3.14%	611,741	37.18%	62.82%	6.98%	50.3%	4.54%	1.91%	0.12%	
8	771,787	-0.02%	✓	✓	75.94%	20.23%	3.83%	599,463	46.88%	53.12%	17.98%	18.17%	16.06%	1.72%	0.17%	
	771,923	0.13%	✓	✓	62.62%	34.08%	3.3%	601,900	49.87%	50.13%	10.22%	31.01%	7.82%	1.94%	0.16%	